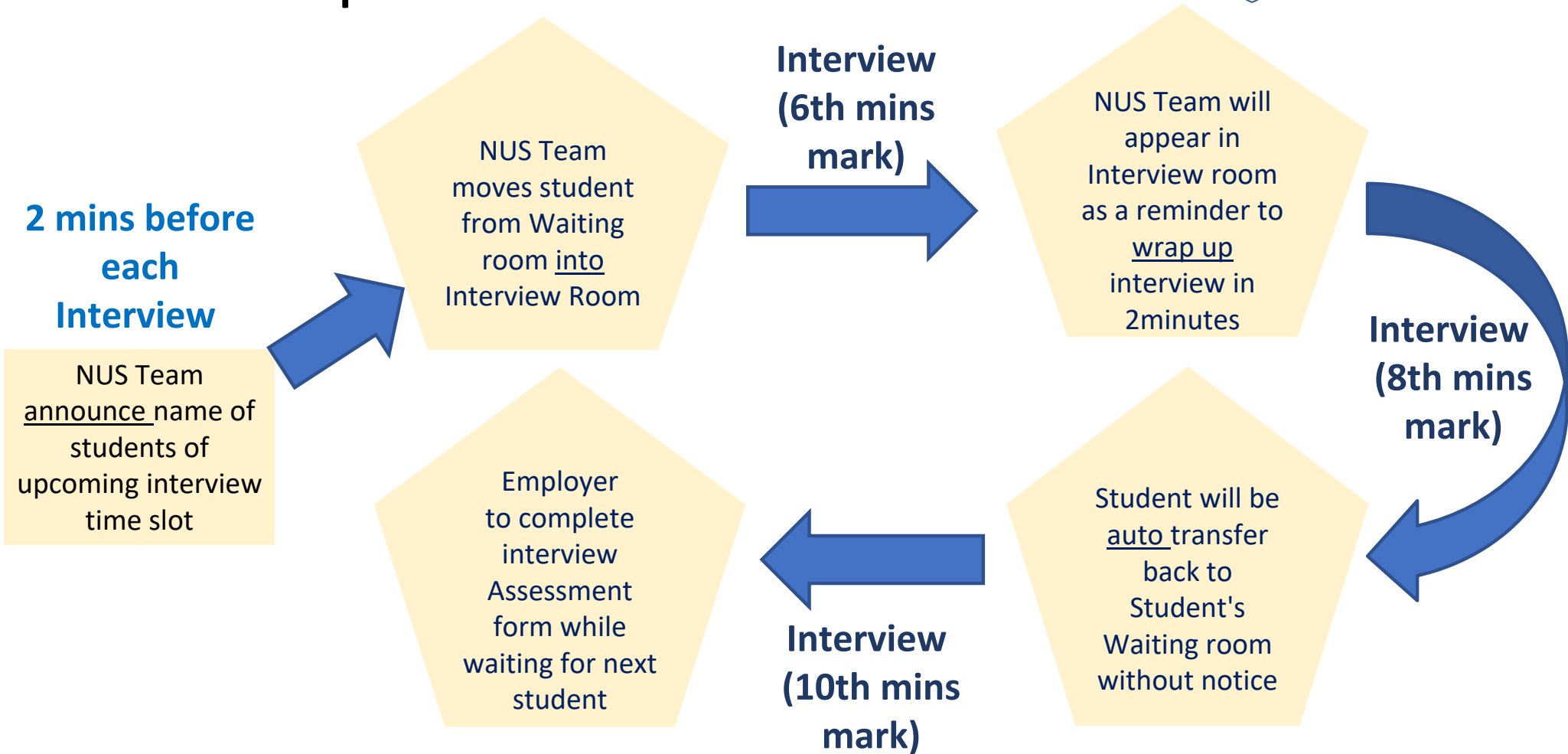


Flow of e-Speed Interview



Importance Notes

During Interview:

1. Start by indicating the job role you are applying
2. Proceed your self-introduction in 3mins
3. At 6th minute, NUS staff-in-charge will appear to cue you to wrap up in the next 2 minutes.
4. At 8th minute, you will be automatically transferred back to Student's Waiting room without notice.
5. Press Help button if need help from NUS team

Rules in Waiting Room:


1. Only unmute or use Chat to everyone if you have question to NUS staff
2. No chat with students verbally or through Chat to everyone, to avoid distracting students who are preparing for next interview.
3. Use chat to individual student if like to chat.

If encounter network issue:


1. Log in again and NUS team will bring you back to Student's Waiting room
2. If you got disconnected mid of interview, we may not be able to bring you back to interview room


Interview Process (2PM – 5PM)


Queueing System





Interview Process (2PM – 5PM)

Interview Room 1
Employer A





Interview Room 2
Employer B




Interview Room 3
Employer C





Interview Room 4
Employer D




Interview Room 5
Employer E


Student Waiting Room

  
Student 1 Student 2 Student 3

 
Student 4 Student 5

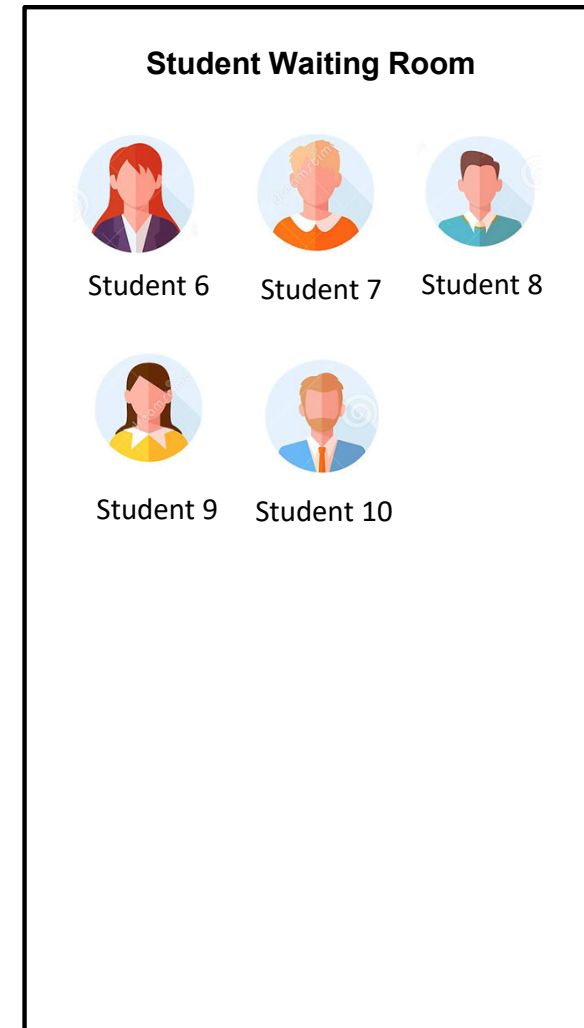
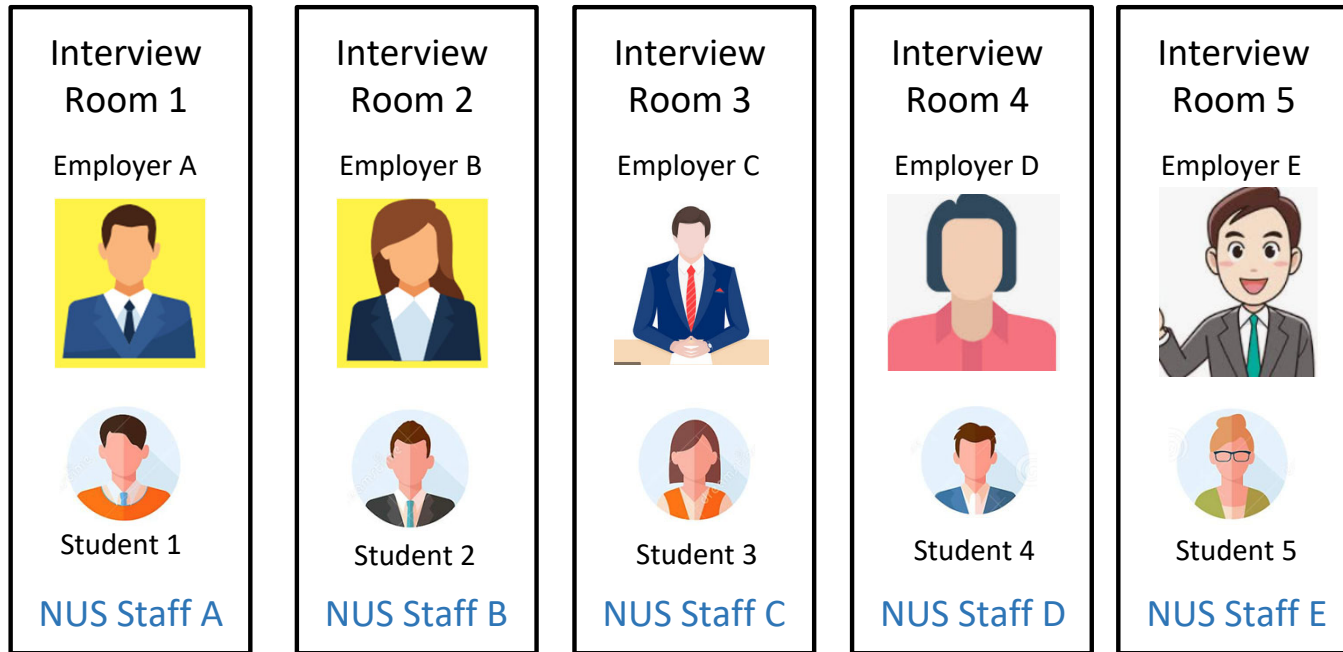
  
Student 6 Student 7 Student 8

 
Student 9 Student 10

Round 1 of Interviews
(2pm)



Start of the session

Interview Process (2PM – 5PM)



At the 6th minute of the interview, NUS Team will appear as clue to wrap up interview in 2 minutes.

Interview Process (2PM – 5PM)





Employer to complete online assessment form

Round 1 of Interviews
(2.08pm)

Interview Process (2PM – 5PM)



2pm

Interview Room 1
Employer A



Student 6

Interview Room 2
Employer B



Student 7

Interview Room 3
Employer C



Student 8

Interview Room 4
Employer D


Student 9

Interview Room 5
Employer E





Student 10


Student Waiting Room




Student 11




Student 12



Student 13



Student 14



Student 15

Round 2 of Interviews
(2.10pm)

Start of the session